





















1. I1a: Please enter basic personal information for person #1 below.

		Response Percent	Response Count
First name		100.0%	14
Last name		100.0%	14
City		92.9%	13
State		92.9%	13
Email		85.7%	12
Phone		92.9%	13
Primary hobbies		85.7%	12
Occupation		85.7%	12
		<i>answered question</i>	14
		<i>skipped question</i>	0

2. I1b: Please enter basic personal information for person #2 below (if applicable).

		Response Percent	Response Count
First name		100.0%	8
Last name		100.0%	8
City (if different)		25.0%	2
State		25.0%	2
Email		75.0%	6
Phone		87.5%	7
Primary hobbies		75.0%	6
Occupation		75.0%	6
answered question			8
skipped question			6

3. I2a: Age range of person #1

		Response Percent	Response Count
18-29		0.0%	0
30-39		15.4%	2
40-49		15.4%	2
50-59		53.8%	7
60-69		15.4%	2
70-79		0.0%	0
80+		0.0%	0
answered question			13
skipped question			1

4. I2b: Age range of person #2 (select N/A if not applicable)

	Response Percent	Response Count
18-29	0.0%	0
30-39	28.6%	2
40-49	0.0%	0
50-59	28.6%	2
60-69	42.9%	3
70-79	0.0%	0
80+	0.0%	0
N/A	0.0%	0
<i>answered question</i>		7
<i>skipped question</i>		7

5. I3: How many household members, including yourself, will be residing in the cohousing community? (If you're not certain, provide the highest estimate.)

	Response Average	Response Total	Response Count
Number of members	2.00	26	13
<i>answered question</i>			13
<i>skipped question</i>			1

6. G1: Please indicate your current level of interest and involvement with the Pittsburgh Cohousing Group:

	Response Percent	Response Count
Interested, and have been actively involved with group in some way within the last year	76.9%	10
Interested, have not been involved so far, but would like to join now	15.4%	2
Interested, but have not been involved so far, and am not yet ready to become involved	0.0%	0
Undecided	7.7%	1
answered question		13
skipped question		1

7. G2: What is/are your motivation(s) for joining a cohousing community?

	not at all important	minimally important	somewhat important	important	very important	Rating Average	Response Count
extended relationships	0.0% (0)	0.0% (0)	23.1% (3)	46.2% (6)	30.8% (4)	4.08	13
common interests and convictions	0.0% (0)	0.0% (0)	61.5% (8)	38.5% (5)	0.0% (0)	3.38	13
joint activities	0.0% (0)	7.7% (1)	53.8% (7)	38.5% (5)	0.0% (0)	3.31	13
mutual support and help in times of need	0.0% (0)	0.0% (0)	7.7% (1)	69.2% (9)	23.1% (3)	4.15	13
encouragement in healthy living practices	7.7% (1)	0.0% (0)	15.4% (2)	61.5% (8)	15.4% (2)	3.77	13
service to greater community	0.0% (0)	0.0% (0)	46.2% (6)	38.5% (5)	15.4% (2)	3.69	13
aging in place/alternative to institutional aging	15.4% (2)	15.4% (2)	7.7% (1)	38.5% (5)	23.1% (3)	3.38	13
alternative child care	23.1% (3)	23.1% (3)	23.1% (3)	23.1% (3)	7.7% (1)	2.69	13
intergenerational community	0.0% (0)	0.0% (0)	23.1% (3)	61.5% (8)	15.4% (2)	3.92	13
diversity (e.g., race, sexual orientation, spirituality)	0.0% (0)	7.7% (1)	38.5% (5)	46.2% (6)	7.7% (1)	3.54	13
communal use of space/place	0.0% (0)	7.7% (1)	15.4% (2)	38.5% (5)	38.5% (5)	4.08	13
shared yard (advantage of green surroundings without the disadvantage of excessive maintenance & land use per person)	0.0% (0)	0.0% (0)	15.4% (2)	53.8% (7)	30.8% (4)	4.15	13
be part of a creative process	7.7% (1)	0.0% (0)	7.7% (1)	69.2% (9)	15.4% (2)	3.85	13
spearheading the effort to attract other people to green and community living	15.4% (2)	0.0% (0)	38.5% (5)	15.4% (2)	30.8% (4)	3.46	13
low energy use	0.0% (0)	0.0% (0)	15.4% (2)	30.8% (4)	53.8% (7)	4.38	13
environmental stewardship of green space/water (no pesticides, use rain catchment, etc.)	0.0% (0)	0.0% (0)	15.4% (2)	30.8% (4)	53.8% (7)	4.38	13
downsizing private living space	7.7% (1)	23.1% (3)	30.8% (4)	15.4% (2)	23.1% (3)	3.23	13
alternative to urban sprawl (living more densely to preserve more natural space)	0.0% (0)	0.0% (0)	30.8% (4)	38.5% (5)	30.8% (4)	4.00	13

shared resources (cars, tools, laundry, TV, etc.)	7.7% (1)	0.0% (0)	7.7% (1)	53.8% (7)	30.8% (4)	4.00	13	
commitment to continual learning and modeling of sustainable lifestyle	0.0% (0)	0.0% (0)	46.2% (6)	15.4% (2)	38.5% (5)	3.92	13	
jointly supporting sustainable food production (CSA)	0.0% (0)	15.4% (2)	15.4% (2)	46.2% (6)	23.1% (3)	3.77	13	
increasing vegetarian/vegan component	23.1% (3)	23.1% (3)	23.1% (3)	23.1% (3)	7.7% (1)	2.69	13	
growing food	0.0% (0)	15.4% (2)	30.8% (4)	30.8% (4)	23.1% (3)	3.62	13	
Other (please specify)								0
answered question								13
skipped question								0

8. G3: The development process is likely to take at least 18-36 months. Please estimate the following. (Round to the nearest month and just enter "01" for the day).

		Response Percent	Response Count
Soonest you'd be ready to move		100.0%	11
Latest you could move		90.9%	10
answered question			11
skipped question			3

9. L1: Do you prefer a location:

	Response Percent	Response Count
in the city	69.2%	9
in the suburbs	7.7%	1
does not matter	23.1%	3
	<i>answered question</i>	13
	<i>skipped question</i>	1

10. L2: Indicate your preference for the following site characteristics. Note: In practice it is difficult to find suitable sites in the city and compromises in several aspects will be necessary. Please do not think of this table as a "wish list," but rather as a tool helping you to weigh the various things against each other.

	strong dislike	dislike	uncertain	attractive	very attractive	Rating Average	Response Count
public transport within walking distance (10-20 min. walking)	0.0% (0)	0.0% (0)	7.7% (1)	15.4% (2)	76.9% (10)	1.69	13
proximity to highway(s) (within 1 mile)	0.0% (0)	7.7% (1)	38.5% (5)	38.5% (5)	15.4% (2)	0.62	13
pedestrian/bike-friendly neighborhood	0.0% (0)	0.0% (0)	0.0% (0)	23.1% (3)	76.9% (10)	1.77	13
good schools in neighborhood (or with convenient busing)	7.7% (1)	0.0% (0)	23.1% (3)	61.5% (8)	7.7% (1)	0.62	13
existing availability of infrastructure (e.g., water and sewer)	0.0% (0)	0.0% (0)	23.1% (3)	53.8% (7)	23.1% (3)	1.00	13
low taxes	0.0% (0)	7.7% (1)	38.5% (5)	46.2% (6)	7.7% (1)	0.54	13
green surrounding within walking distance (e.g., park, many trees in neighborhood)	0.0% (0)	0.0% (0)	7.7% (1)	38.5% (5)	53.8% (7)	1.46	13
vibrant neighborhood (e.g., with artists, community center, community groups)	0.0% (0)	0.0% (0)	23.1% (3)	46.2% (6)	30.8% (4)	1.08	13
mixed neighborhood (different races and income levels)	0.0% (0)	7.7% (1)	30.8% (4)	46.2% (6)	15.4% (2)	0.69	13
shops, restaurants, and the like within walking distance	0.0% (0)	0.0% (0)	7.7% (1)	53.8% (7)	38.5% (5)	1.31	13
safety/low street crime	0.0% (0)	7.7% (1)	0.0% (0)	46.2% (6)	46.2% (6)	1.31	13
relatively low traffic area	0.0% (0)	0.0% (0)	30.8% (4)	38.5% (5)	30.8% (4)	1.00	13
					Other (please specify)		2
answered question							13
skipped question							1

11. L3: Indicate your preference toward the following neighborhoods:

	strong dislike	dislike	uncertain	attractive	very attractive	Rating Average	Response Count
East Liberty	0.0% (0)	7.7% (1)	38.5% (5)	46.2% (6)	7.7% (1)	0.54	13
Lawrenceville	0.0% (0)	0.0% (0)	7.7% (1)	46.2% (6)	46.2% (6)	1.38	13
Hill District	15.4% (2)	30.8% (4)	46.2% (6)	7.7% (1)	0.0% (0)	-0.54	13
Garfield	0.0% (0)	15.4% (2)	61.5% (8)	15.4% (2)	7.7% (1)	0.15	13
Wilksburg	7.7% (1)	23.1% (3)	30.8% (4)	38.5% (5)	0.0% (0)	0.00	13
Hazelwood/Greenfield	7.7% (1)	15.4% (2)	38.5% (5)	30.8% (4)	7.7% (1)	0.15	13
Braddock	15.4% (2)	15.4% (2)	61.5% (8)	0.0% (0)	7.7% (1)	-0.31	13
Homestead/Munhall	23.1% (3)	30.8% (4)	23.1% (3)	23.1% (3)	0.0% (0)	-0.54	13
answered question							13
skipped question							1

12. S1: Indicate your preference of construction and housing type:

	strong dislike	dislike	uncertain	attractive	very attractive	Rating Average	Response Count
new construction	0.0% (0)	16.7% (2)	16.7% (2)	41.7% (5)	25.0% (3)	0.75	12
renovation of existing building(s)	0.0% (0)	8.3% (1)	16.7% (2)	58.3% (7)	16.7% (2)	0.83	12
free-standing housing units	0.0% (0)	16.7% (2)	41.7% (5)	33.3% (4)	8.3% (1)	0.33	12
townhouses/rowhouses	0.0% (0)	8.3% (1)	16.7% (2)	41.7% (5)	33.3% (4)	1.00	12
larger apartment building(s) with multiple condo units per building	25.0% (3)	0.0% (0)	33.3% (4)	41.7% (5)	0.0% (0)	-0.08	12
answered question							12
skipped question							2

13. S2: What do you think is the ideal size for the cohousing community?

	Response Average	Response Total	Response Count
Number of units	23.75	285	12
	<i>answered question</i>		12
	<i>skipped question</i>		2

14. S3: How important are the following communal/shared site features to you? Note: These features are understood to be *in addition* to each party's fully equipped personal unit.

	not at all important	minimally important	moderately important	important	very important	Rating Average	Response Count
communal kitchen/dining area (assuming policies are in place to respect different dietary needs, see C7)	0.0% (0)	0.0% (0)	15.4% (2)	30.8% (4)	53.8% (7)	4.38	
communal living/lounge room	0.0% (0)	0.0% (0)	38.5% (5)	38.5% (5)	23.1% (3)	3.85	
guest apartment	0.0% (0)	23.1% (3)	15.4% (2)	46.2% (6)	15.4% (2)	3.54	
rooms for activities (crafts, exercise, etc.)	7.7% (1)	0.0% (0)	15.4% (2)	46.2% (6)	30.8% (4)	3.92	
communal garden	0.0% (0)	7.7% (1)	7.7% (1)	46.2% (6)	38.5% (5)	4.15	
basement storage	0.0% (0)	15.4% (2)	30.8% (4)	46.2% (6)	7.7% (1)	3.46	
play area for children	15.4% (2)	7.7% (1)	7.7% (1)	53.8% (7)	15.4% (2)	3.46	
	Other (please specify)						
	<i>answered question</i>						
	<i>skipped question</i>						



15. S4: How much on the site should be devoted to buildings vs. green space?

	much more building space	slightly more building space	equal split	slightly more greenery space	much more greenery space	Rating Average	Response Count
Building vs. greenery balance	7.7% (1)	15.4% (2)	15.4% (2)	46.2% (6)	15.4% (2)	0.46	13
<i>answered question</i>							13
<i>skipped question</i>							1


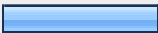
16. S5a: How many cars to you expect to belong to your household?

	Response Average	Response Total	Response Count
number of cars	1.23	16	13
<i>answered question</i>			13
<i>skipped question</i>			1

17. S5b: Would you consider using a shared community car?

	Response Percent	Response Count
Yes 	84.6%	11
No 	15.4%	2
<i>answered question</i>		13
<i>skipped question</i>		1

18. S5c: Would you consider stopping private ownership of a car? (If you don't currently have one, and still wouldn't want one after moving into the community, check "yes")

		Response Percent	Response Count
Yes		76.9%	10
No		23.1%	3
answered question			13
skipped question			1

19. S6: Describe your parking wishes:

	strong dislike	dislike	uncertain	attractive	very attractive	N/A	Rating Average	Response Count
garage	0.0% (0)	23.1% (3)	30.8% (4)	23.1% (3)	23.1% (3)	0.0% (0)	0.46	13
carport (roofed parking space)	0.0% (0)	0.0% (0)	30.8% (4)	53.8% (7)	15.4% (2)	0.0% (0)	0.85	13
off-street parking lot	0.0% (0)	23.1% (3)	30.8% (4)	38.5% (5)	7.7% (1)	0.0% (0)	0.31	13
off-street perimeter parking (i.e., not interfering with green space, communal yard, etc.)	0.0% (0)	7.7% (1)	23.1% (3)	38.5% (5)	30.8% (4)	0.0% (0)	0.92	13
street parking (so that more of the site can be devoted to other purposes)	15.4% (2)	15.4% (2)	38.5% (5)	23.1% (3)	7.7% (1)	0.0% (0)	-0.08	13
bicycle storage	0.0% (0)	0.0% (0)	7.7% (1)	23.1% (3)	69.2% (9)	0.0% (0)	1.62	13
answered question								13
skipped question								1

20. U1: Please indicate your preferences for the below characteristics of your unit. Note: If you think that this question depends on the housing style (free-standing units, townhouses, or apartment building) see S1 on the previous page and use your preferred housing style as a basis. Keep in mind that the total cost is likely to range somewhere between \$150-\$300 per square foot.

	Response Average	Response Total	Response Count
estimated square footage (not counting basement and communal facilities)	1,104.17	13,250	12
number of bedrooms	2.23	29	13
number of bathrooms	1.23	16	13
	<i>answered question</i>		13
	<i>skipped question</i>		1

21. U2: How important are the following features of your unit to you?

	strong dislike	dislike	uncertain	attractive	very attractive	Rating Average	Response Count
wheelchair accessibility in your unit	0.0% (0)	15.4% (2)	53.8% (7)	23.1% (3)	7.7% (1)	0.23	13
private outdoor space (e.g., balcony or deck)	0.0% (0)	7.7% (1)	15.4% (2)	38.5% (5)	38.5% (5)	1.08	13
healthy (e.g., non-allergenic) interiors	0.0% (0)	0.0% (0)	30.8% (4)	46.2% (6)	23.1% (3)	0.92	13
acoustic insulation	0.0% (0)	0.0% (0)	7.7% (1)	69.2% (9)	23.1% (3)	1.15	13
	Other (please specify)						2
	<i>answered question</i>						13
	<i>skipped question</i>						1



22. F1: How much are you prepared to spend to buy your cohousing unit (including all expenses: cost for land and construction, community house and/or facilities, architect's fees, legal and administrative fees, utility hookup, environmental features implemented across our eco-village, etc.)?

	Response Average	Response Total	Response Count
Lower limit (no dollar sign, comma, or decimal):	107,727.27	1,185,000	11
Upper limit (no dollar sign, comma, or decimal):	193,333.33	2,320,000	12
	<i>answered question</i>		12
	<i>skipped question</i>		2





23. F2: How much would you be willing/able to pay for monthly costs, including mortgage payments, utilities, maintenance (including common areas), taxes?

	Response Average	Response Total	Response Count
total monthly amount (no dollar sign, comma, or decimal):	1,000.00	12,000	12
	<i>answered question</i>		12
	<i>skipped question</i>		2

24. F3: Would you need to sell your current dwelling before being able to commit financially to the cohousing project?

	Response Percent	Response Count
Yes 	46.2%	6
No 	53.8%	7
<i>answered question</i>		13
<i>skipped question</i>		1

25. F4: Check all statements that you agree to:

	Response Percent	Response Count
If I sell my cohousing unit, I want to be able to sell it for the highest price. 	15.4%	2
I am willing to accept restrictions from the cohousing community on the sale, for matters of maintaining affordability and/or making sure the new residents fit into the community. 	100.0%	13
I think it is important to implement binding rules on selling and buying for everybody. 	76.9%	10
I think we should have some rental units and I am willing to invest money in this. 	23.1%	3
<i>answered question</i>		13
<i>skipped question</i>		1




26. E1: What level of energy efficiency do you envision for the cohousing project? Note: The percentages for energy savings are estimates based on existing buildings, but there can be an energy use difference of ~10% between initial design and final outcome of our project.

	strong dislike	dislike	uncertain	attractive	very attractive	Rating Average	Response Count
near-zero energy house (requires on-site energy generation like solar)	0.0% (0)	0.0% (0)	38.5% (5)	23.1% (3)	38.5% (5)	1.00	13
ultra-low energy use / passive-house technology (energy use reduction of ~70% compared to the standard)	0.0% (0)	0.0% (0)	15.4% (2)	38.5% (5)	46.2% (6)	1.31	13
substantial energy use reduction (in the range of ~30-40% relative to the standard)	7.7% (1)	0.0% (0)	30.8% (4)	38.5% (5)	23.1% (3)	0.69	13
moderately reduced energy use (equivalent to, e.g., Energy Star EPA program, ~15% less than standard)	23.1% (3)	23.1% (3)	15.4% (2)	38.5% (5)	0.0% (0)	-0.31	13
standard construction	53.8% (7)	7.7% (1)	23.1% (3)	15.4% (2)	0.0% (0)	-1.00	13
answered question							13
skipped question							1

27. E2: How important to you are the following environmental features?

	not at all important	minimally important	moderately important	important	very important	Rating Average	Response Count
renewable energy systems (solar or geothermal) for heating and/or electricity	0.0% (0)	15.4% (2)	23.1% (3)	38.5% (5)	23.1% (3)	3.69	
renewable/recycled building materials (at least in your unit)	7.7% (1)	7.7% (1)	23.1% (3)	30.8% (4)	30.8% (4)	3.69	
outstanding water stewardship (e.g., rainwater catchment systems, low use water appliances)	7.7% (1)	0.0% (0)	7.7% (1)	38.5% (5)	46.2% (6)	4.15	
reuse of buildings and/or land (e.g., industrial brownfields)	7.7% (1)	7.7% (1)	23.1% (3)	38.5% (5)	23.1% (3)	3.62	
<i>answered question</i>							
<i>skipped question</i>							

28. E3: Would you like "LEED for homes" certification for our project?

		Response Percent	Response Count
Yes		30.8%	4
No		15.4%	2
I do not have enough information to have an opinion at this point		53.8%	7
<i>answered question</i>			13
<i>skipped question</i>			1





29. E4: Some energy efficiency features allow you to recover the costs over the years by saving on the bills. Supposing that the actual cost for your unit is within your budget, as indicated in question F1, how much would you be willing to pay *beyond* that for energy saving features in your unit or in the entire community? (Enter whole numbers without dollar sign, comma, or decimal point. If a specific cost recovery time frame is not desirable for you at all, enter "0.")

	Response Average	Response Total	Response Count
if the cost is recouped within 5 years: \$	44,375.00	355,000	8
if the cost is recouped within 10 years: \$	26,777.78	241,000	9
if the cost is recouped within 15 years: \$	18,562.50	148,500	8
I choose green features because they are good for the planet, and cost recovery is not important to me. I am willing to invest in my unit an extra amount of: \$	22,555.56	203,000	9
	<i>answered question</i>		10
	<i>skipped question</i>		4

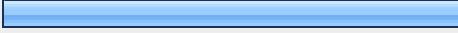
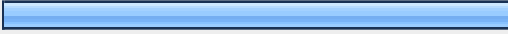
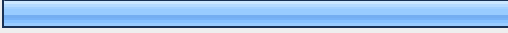

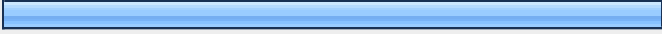



30. E5: How do you relate to the following statement?

	strongly disagree	disagree	neutral	agree	strongly agree	Rating Average	Response Count
"Environmental features are very important to me, and I want to work with builders/architects who have the expertise to create a highly ecological community."	0.0% (0)	7.7% (1)	15.4% (2)	30.8% (4)	46.2% (6)	1.15	13
	<i>answered question</i>						13
	<i>skipped question</i>						1

31. C1: How much would you like to be involved in the design/decision process?

		Response Percent	Response Count
be part of all efforts (siting, construction, financing,...) and willing to put in substantial time for that		38.5%	5
will contribute to a specific committee (e.g., related to financing or legal work, etc.)		23.1%	3
have limited time, but will do what I can--maybe focus on some specific aspect		30.8%	4
do not want to do much planning, but want to be informed about progress		7.7%	1
will get involved only when the project gets close to finalization		0.0%	0
answered question			13
skipped question			1

32. C2: How do you expect to be part of the future community? (Mark all that apply.)

		Response Percent	Response Count
social events like common meals; at least weekly		69.2%	9
occasional participation in social events		76.9%	10
community maintenance (e.g., food growing, yard and building maintenance, meetings)		76.9%	10
activities to provide service to the larger community (e.g., promoting sustainable living or urban farming, volunteering in local schools, shelters, etc.) by the cohousing group, not as individuals		76.9%	10
assisting community members in times of need		100.0%	13
working in the committees		84.6%	11
leadership role		38.5%	5
Other (please specify)		30.8%	4
answered question			13
skipped question			1

33. C3: Check all that apply:

	Response Percent	Response Count
All members should invest several hours labor per month and/or money for upkeep of the common areas.	69.2%	9
I support a policy that allows one to substitute contributions of labor for money (and vice versa)	84.6%	11
<i>answered question</i>		13
<i>skipped question</i>		1







34. C4: Skills I bring to the community:

	Response Count
	13
<i>answered question</i>	13
<i>skipped question</i>	1

35. C5: Skills I would like to learn from others in the community:

	Response Count
	12
<i>answered question</i>	12
<i>skipped question</i>	2

36. C6: Completion of the project will require working on many aspects for which committees will need to be formed. Please check your top two preferences for the committee to which you wish to contribute. (If you check "other," count that as one of the two.)

		Response Percent	Response Count
Finance Committee		33.3%	4
By-laws Creation Committee		25.0%	3
Site Search Committee		33.3%	4
Design/Construction Committee		66.7%	8
Membership/Recruitment Committee		16.7%	2
Other (please specify)		16.7%	2
		<i>answered question</i>	12
		<i>skipped question</i>	2

37. C7: What is your level of preference for having the following types of dishes present at communal meals?

	strongly dislike	dislike	uncertain	attractive	very attractive	Rating Average	Response Count
total vegetarian/vegan dishes (free of all animal products)	8.3% (1)	25.0% (3)	25.0% (3)	25.0% (3)	16.7% (2)	0.17	12
ovo-lacto vegetarian dishes (may contain eggs or dairy products)	8.3% (1)	16.7% (2)	25.0% (3)	33.3% (4)	16.7% (2)	0.33	12
non-vegetarian dishes (may contain meat as well as other animal products)	16.7% (2)	0.0% (0)	33.3% (4)	33.3% (4)	16.7% (2)	0.33	12
raw dishes	8.3% (1)	8.3% (1)	16.7% (2)	50.0% (6)	16.7% (2)	0.58	12
Kosher dishes	8.3% (1)	0.0% (0)	58.3% (7)	25.0% (3)	8.3% (1)	0.25	12
gluten-free dishes	8.3% (1)	8.3% (1)	50.0% (6)	33.3% (4)	0.0% (0)	0.08	12
low-sugar dishes	9.1% (1)	0.0% (0)	36.4% (4)	45.5% (5)	9.1% (1)	0.45	11
					Other (please specify)		5
					answered question		12
					skipped question		2



38. C8: Some people embrace local community farming (on the premises of the cohousing project) as a way to be more environmentally friendly. Some believe this should not extend to certain or all forms of animal agriculture. Please rate your opinion regarding the following animal agriculture practices on the premises of the cohousing project.

	strongly dislike	dislike	uncertain	attractive	very attractive	Rating Average	Response Count
chickens raised for eggs	7.7% (1)	7.7% (1)	15.4% (2)	30.8% (4)	38.5% (5)	0.85	13
goats or other mammals raised for milk	23.1% (3)	15.4% (2)	23.1% (3)	7.7% (1)	30.8% (4)	0.08	13
rabbits raised for meat	38.5% (5)	30.8% (4)	30.8% (4)	0.0% (0)	0.0% (0)	-1.08	13
chickens raised for meat	30.8% (4)	23.1% (3)	23.1% (3)	7.7% (1)	15.4% (2)	-0.46	13
<i>answered question</i>							13
<i>skipped question</i>							1

39. C9a: Regarding animal companions:

	Response Percent	Response Count
I want to keep a _____. (List only animals that might affect neighbors, e.g., not a fish tank):	100.0%	12
These animals need to stay away from me (e.g., due to allergies):	75.0%	9
<i>answered question</i>		12
<i>skipped question</i>		2

40. C9b: I think that the community needs a clear animal companion policy that is binding for all members.

	Response Percent	Response Count
Yes 	76.9%	10
No 	23.1%	3
<i>answered question</i>		13
<i>skipped question</i>		1


41. O1: Many of the survey questions allowed you to rate preferences from “strong dislike” to “very attractive,” or “not at all important” to “very important.” Are there any items you feel so strongly about that they might be dealmakers or dealbreakers for you, i.e., that would be considered "totally unacceptable" or "must have"?

	Response Count
	11
<i>answered question</i>	
<i>skipped question</i>	
	3

42. O2: Please include any additional comments on any item(s) below, and click "done" to submit your answers.

	Response Count
	6
<i>answered question</i>	
<i>skipped question</i>	
	8

43. O3: Active status (FOR ADMINISTRATOR USE ONLY; PLEASE DO NOT ANSWER THIS QUESTION OR YOUR DATA MAY BE EXCLUDED.)

	Response Percent	Response Count
Active and valid data 	100.0%	8
Not active or valid	0.0%	0
<i>answered question</i>		8
<i>skipped question</i>		6